

# QEST Awards 2025

Scholarships awarded



Emerging Makers awarded



Apprenticeships awarded



Female (62.5%) Male (32.5%) Prefer not to say (5%)

20%

of successful applicants identified as Asian, Black, Mixed or other Ethnicity

75% Identified as White

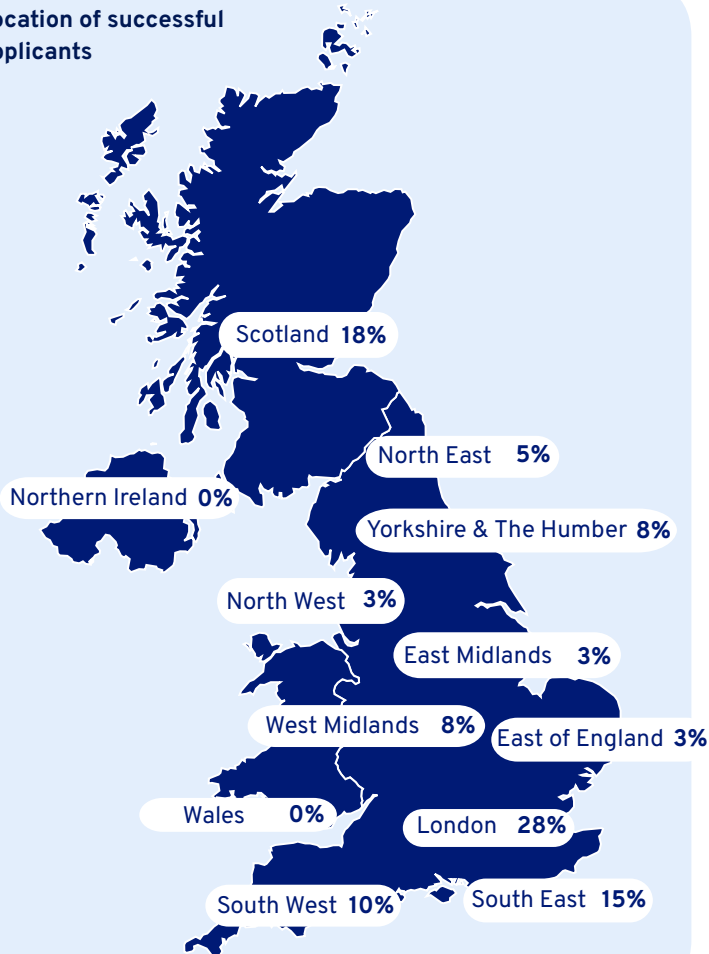
5% Preferred not to say

35%

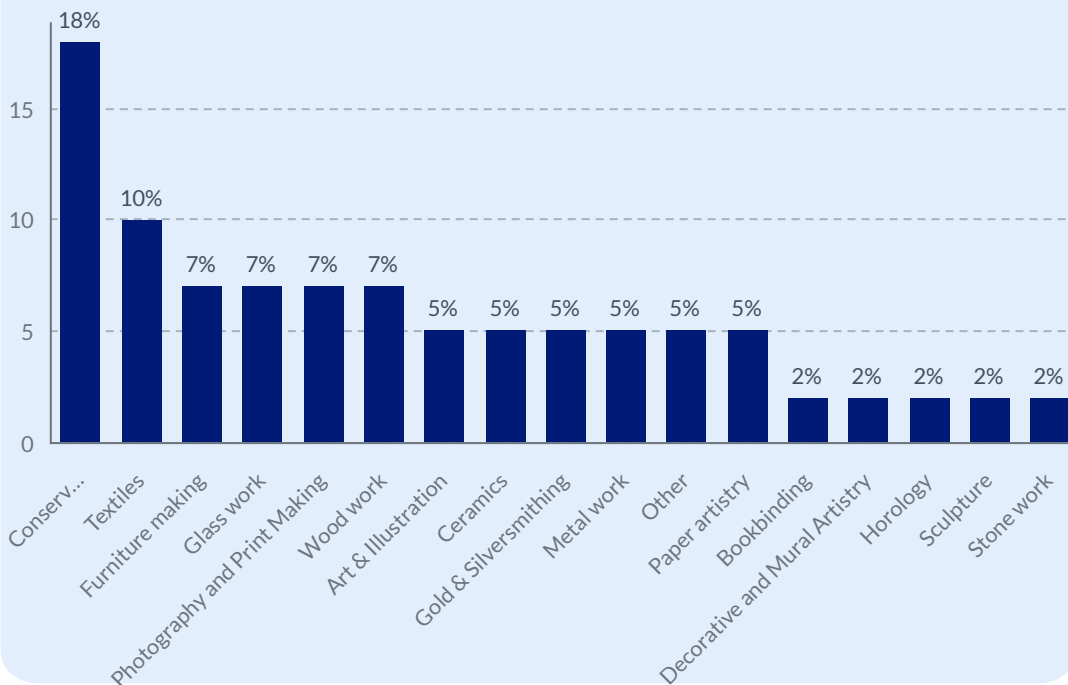
of successful applicants identified as having a disability

The three highest reported disability types were: Learning, Understanding & Concentration, and Social/Behavioural (eg. Autism or ADHD) and Mental health


Location of successful applicants



Craft type of successful applicants



Age of successful applicants



# QEST Awards 2023 - 2025



**Scholarships awarded**

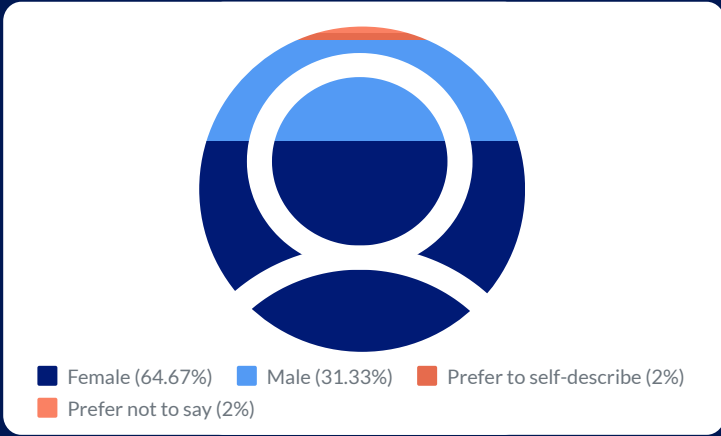
**88**

**Emerging Makers awarded**

**39**

**Apprenticeships awarded**

**22**



**11%**

**of successful applicants identified as Asian, Black, Mixed or other Ethnicity**

**83%** Identified as White

**6%** Preferred not to say

**25%**

**of successful applicants identified as having a disability**

The two highest reported disability types were Learning, Understanding & Concentration, and Social/Behavioural (eg. Autism or ADHD)

